



Kavya Setu

A Multidisciplinary Open Access, Peer-Reviewed Refereed Journal

Impact Factor: 7.2

ISSN No: 3049-4176

Microstrip Patch Antenna Array for X – Band Applications: A Schematic Review

¹Dev Sahu, ²Prof. Rajdeep Shrivastava

M. Tech. Scholar, Department of Electronics and Communication Engineering, Lakshmi Narain College of Technology Excellence, Bhopal¹

Associate Professor, Department of Electronics and Communication Engineering, Lakshmi Narain College of Technology Excellence, Bhopal²

ABSTRACT

Microstrip patch antenna arrays have gained significant attention in modern wireless communication systems due to their low profile, light weight, compact size, ease of fabrication, and compatibility with microwave integrated circuits. X-band applications, operating in the frequency range of 8–12 GHz, are widely used in radar systems, satellite communication, military surveillance, weather monitoring, and high-speed wireless networks. This review presents a systematic study of microstrip patch antenna arrays designed for X-band applications, focusing on their design methodologies, performance enhancement techniques, feeding mechanisms, and array configurations. Various antenna structures such as rectangular, circular, slotted, and metamaterial-based patch antennas are analyzed with respect to parameters including gain, bandwidth, return loss, voltage standing wave ratio (VSWR), efficiency, and radiation pattern. The review also discusses different substrate materials, optimization techniques, and the impact of array elements on antenna performance. Furthermore, recent advancements involving machine learning, defected ground structures (DGS), electromagnetic band gap (EBG) structures, and reconfigurable antennas are highlighted for improving antenna characteristics in X-band systems. The study concludes that microstrip patch antenna arrays offer an effective solution for high-frequency applications due to their improved directivity, enhanced gain, and reduced mutual coupling, making them suitable for advanced wireless and defense communication technologies.

Keywords: Microstrip Patch Antenna, Antenna Array, X-Band, Gain Enhancement, Bandwidth, VSWR, Radar Communication, DGS, EBG Structure, Wireless Communication.

1. INTRODUCTION

Microstrip patch antennas have become one of the most important components in modern wireless and satellite communication systems because of their compact size, low cost, light weight, and ease of integration with microwave circuits. With the rapid growth of high-frequency communication technologies, antenna arrays operating in the X-band frequency range (8–12 GHz) have attracted considerable research interest for applications such as radar systems, satellite links, missile guidance, remote sensing, weather monitoring, and military communication systems. The increasing demand for high data transmission rates and reliable

communication has encouraged the development of efficient antenna structures with improved gain, bandwidth, and radiation performance [1, 2].

A microstrip patch antenna consists of a metallic patch printed on a dielectric substrate with a ground plane on the opposite side. Although a single patch antenna offers advantages such as simple design and low profile, it generally suffers from narrow bandwidth and low gain. To overcome these limitations, antenna array configurations are widely used. By combining multiple radiating elements in a systematic arrangement, antenna arrays provide enhanced gain, better directivity, wider coverage, and improved signal strength. Different array geometries such as linear, circular, and planar arrays are commonly employed in X-band applications depending on system requirements [3].

Various techniques have been proposed to improve the performance of microstrip patch antenna arrays, including the use of defected ground structures (DGS), electromagnetic band gap (EBG) structures, metamaterials, parasitic elements, and advanced feeding techniques. In recent years, optimization methods based on artificial intelligence and machine learning algorithms have also been introduced to achieve better antenna characteristics such as reduced return loss, minimized mutual coupling, and improved impedance matching. Furthermore, advancements in fabrication technologies and substrate materials have enabled the development of compact and high-efficiency antenna arrays suitable for modern communication systems [4, 5].

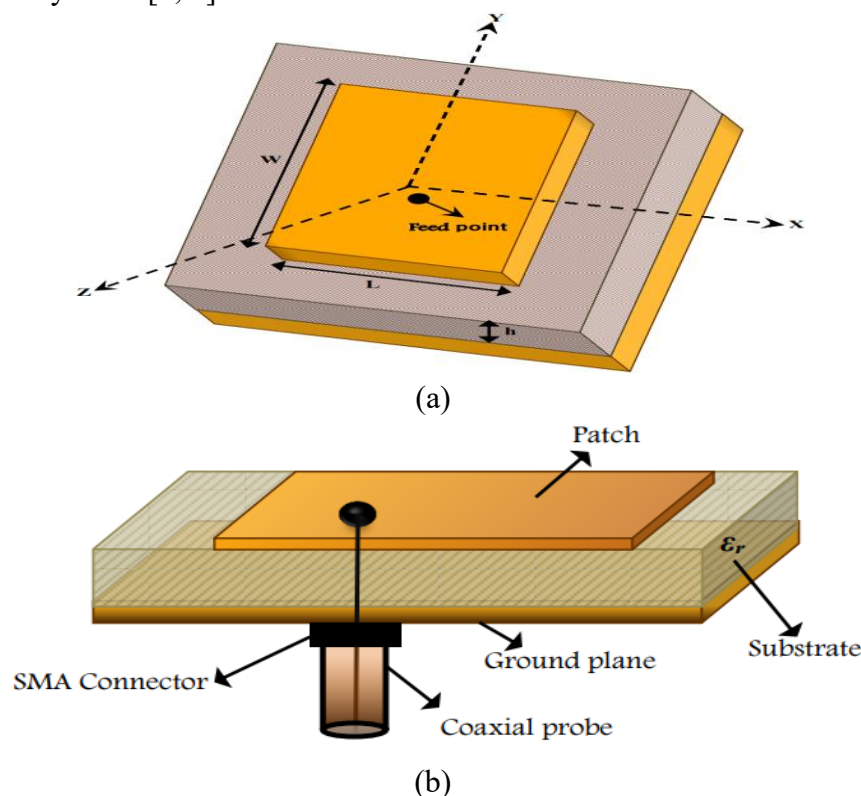


Figure 1: Basic Configuration of microstrip antenna (a) Top view (b) Side view



Kavya Setu

A Multidisciplinary Open Access, Peer-Reviewed Refereed Journal

Impact Factor: 7.2

ISSN No: 3049-4176

This systematic review focuses on the design, analysis, and recent advancements of microstrip patch antenna arrays for X-band applications. The review highlights different antenna structures, feeding methods, substrate materials, performance parameters, and enhancement techniques reported in recent studies. It also discusses the challenges and future scope of antenna array technologies in high-frequency wireless and radar communication systems [6].

2. LITERATURE REVIEW

G. P. Nitheesh et al. [1], presented the design and analysis of a triangular-based 4×4 microstrip patch antenna array for X-band applications and compared its performance with a 2×2 triangular array configuration. The authors focused on improving antenna gain, bandwidth, and radiation efficiency by increasing the number of array elements. The proposed antenna was designed using a triangular patch geometry due to its compact structure and capability to support high-frequency operation. Simulation results demonstrated that the 4×4 array achieved significantly higher gain and improved directivity compared to the 2×2 configuration, making it more suitable for radar and satellite communication systems operating in the X-band region. The study also analyzed parameters such as return loss, VSWR, impedance bandwidth, and radiation patterns to validate antenna performance. The authors concluded that increasing the array size enhances overall antenna efficiency and reduces signal loss, thereby improving communication quality in high-frequency wireless applications. The work highlighted the importance of array configuration optimization for achieving better performance in modern microwave communication systems.

J. P et al. [2], proposed a coupling-patterned microstrip patch antenna specifically designed for X-band applications to enhance bandwidth and impedance matching characteristics. The antenna structure utilized coupling techniques to improve energy transfer between radiating elements and reduce undesired losses. The researchers focused on developing a compact antenna design capable of operating efficiently within the X-band frequency range while maintaining stable radiation characteristics. Through simulation and performance analysis, the antenna demonstrated improved return loss, acceptable gain, and enhanced radiation efficiency compared to conventional patch antenna structures. The study also investigated the effect of coupling patterns on antenna performance parameters such as current distribution, bandwidth enhancement, and VSWR reduction. The proposed antenna showed promising results for applications in radar communication, wireless sensing, and satellite systems where compact and efficient antenna structures are required. The authors emphasized that coupling-based modifications can effectively improve antenna characteristics without significantly increasing antenna dimensions.

J. P et al. [3], developed a compact wide-band CPW-fed microstrip patch antenna integrated with complementary split ring resonator (CSRR) structures for X-band wireless applications. The study aimed to enhance antenna bandwidth, gain, and impedance matching while maintaining a compact antenna size suitable for modern wireless communication systems. The



Kavya Setu

A Multidisciplinary Open Access, Peer-Reviewed Refereed Journal

Impact Factor: 7.2

ISSN No: 3049-4176

use of CSRR structures introduced metamaterial characteristics that improved electromagnetic wave propagation and reduced antenna losses. The coplanar waveguide (CPW) feeding technique provided better impedance matching and simplified fabrication compared to traditional microstrip feeding methods. Simulation results indicated significant bandwidth enhancement with stable radiation patterns and acceptable gain performance across the X-band spectrum. The antenna also achieved low return loss and improved efficiency, making it suitable for compact wireless devices, radar applications, and satellite communication systems. The authors concluded that the integration of metamaterial-inspired structures with CPW-fed antennas can significantly enhance antenna performance for high-frequency communication applications.

M. Kumar Shrivastava et al. [4], proposed a metamaterial-loaded high-gain low-profile right-hand circularly polarized (RHCP) microstrip antenna for X-band applications. The primary objective of the study was to improve antenna gain and circular polarization performance while maintaining a low-profile structure suitable for aerospace and satellite communication systems. The researchers incorporated metamaterial loading techniques to enhance electromagnetic wave focusing and radiation efficiency. The proposed antenna exhibited improved axial ratio bandwidth, enhanced gain, and reduced profile dimensions compared to conventional circularly polarized antennas. Detailed analysis of radiation characteristics, impedance bandwidth, return loss, and polarization properties was carried out to evaluate antenna performance. The study demonstrated that metamaterial integration effectively improved antenna directivity and reduced mutual coupling effects, which are critical for high-frequency applications. The antenna achieved stable circular polarization and high radiation efficiency, making it suitable for radar, satellite communication, and advanced wireless systems operating in the X-band region.

S. Shankar et al. [5], introduced a fractal monopole antenna with dual polarization reconfigurable characteristics for X-band applications. The antenna employed fractal geometry to achieve miniaturization and multiband operation while providing polarization reconfigurability for adaptive wireless communication systems. The proposed design utilized switching mechanisms to dynamically alter antenna polarization states, enabling better signal reception and reduced interference in varying communication environments. Simulation and experimental results showed that the antenna achieved good impedance matching, enhanced bandwidth, and stable radiation performance across the X-band frequency range. The fractal structure improved current distribution and increased effective electrical length, resulting in compact antenna dimensions without sacrificing performance. The authors highlighted that polarization reconfigurability enhances communication reliability and spectrum utilization in modern radar and satellite systems. The study concluded that fractal-based reconfigurable antennas offer a promising solution for flexible and high-performance wireless communication applications.



Kavya Setu

A Multidisciplinary Open Access, Peer-Reviewed Refereed Journal

Impact Factor: 7.2

ISSN No: 3049-4176

R. Tiwari et al. [6], designed a 4×4 rectangular microstrip patch antenna array integrated with defected ground structure (DGS) technology for 5G Wi-Fi communication applications. Although primarily intended for 5G systems, the study provided valuable insights into array-based antenna performance enhancement techniques applicable to X-band communication. The DGS technique was employed to suppress surface wave propagation, improve impedance matching, and enhance antenna gain. The proposed antenna array achieved improved return loss, increased bandwidth, and better radiation characteristics compared to conventional microstrip arrays. The authors analyzed parameters such as current distribution, VSWR, radiation efficiency, and gain to validate the effectiveness of the DGS approach. The study demonstrated that incorporating defected ground structures significantly reduces mutual coupling between array elements and enhances overall antenna performance. The proposed design showed potential suitability for high-frequency wireless communication systems requiring compact, high-gain, and efficient antenna structures.

V. Preethi et al. [7], designed and implemented a circular microstrip patch array antenna using Rogers RT5880 substrate material for 5G communication applications. The research focused on achieving high gain, improved bandwidth, and stable radiation characteristics through the use of circular patch geometries and low-loss substrate materials. Rogers RT5880 was selected due to its excellent dielectric properties and low signal attenuation at high frequencies. The array antenna demonstrated enhanced radiation efficiency and reduced return loss compared to conventional substrates. The authors conducted detailed simulations and practical implementation to analyze performance metrics such as gain, bandwidth, radiation pattern, and VSWR. The study concluded that circular patch arrays fabricated on low-loss substrates provide superior performance for high-frequency wireless communication systems. The findings are highly relevant to X-band antenna research, where substrate selection and array configuration play critical roles in determining antenna efficiency and signal quality.

S. Chakraborty et al. [8], performed a comparative performance analysis of a slotted 5G millimeter-wave microstrip patch antenna with and without array configuration. The study aimed to investigate the impact of slotting techniques and array structures on antenna performance parameters including gain, bandwidth, return loss, and radiation efficiency. The slotted antenna design introduced additional current paths that improved impedance bandwidth and reduced antenna size. Comparative analysis showed that the array configuration significantly enhanced antenna gain and directivity compared to a single antenna element. The study also evaluated radiation patterns, VSWR characteristics, and efficiency to determine the suitability of the proposed antenna for high-frequency communication systems. The results indicated that combining slotting techniques with array structures effectively improves overall antenna performance for millimeter-wave and high-frequency applications. The author emphasized that optimized slot configurations can play an important role in next-generation wireless communication systems, including X-band and 5G networks.



Kavya Setu

A Multidisciplinary Open Access, Peer-Reviewed Refereed Journal

Impact Factor: 7.2

ISSN No: 3049-4176

A. Khabba et al. [9], proposed a high-gain double U-shaped slot microstrip patch antenna array for 28 GHz 5G applications. The antenna design incorporated double U-shaped slots to enhance bandwidth and improve current distribution across the patch surface. The array configuration significantly increased antenna gain and directivity, which are essential for long-distance high-frequency communication systems. Simulation results demonstrated improved return loss, enhanced bandwidth, and stable radiation characteristics. The authors also analyzed the effect of slot dimensions and array spacing on antenna performance. The study concluded that slot-loaded antenna arrays provide an effective method for improving antenna efficiency and gain at high frequencies. Although targeted for 5G applications, the proposed techniques and design methodologies are applicable to X-band antenna systems where high gain and wide bandwidth are critical performance requirements.

A. Raj et al. [10], developed a novel substrate cylindrical cavity-based 4×4 fractal-inspired MIMO antenna for 5G n258 satellite communication applications. The study focused on improving antenna isolation, gain, and compactness using fractal-inspired geometries combined with substrate cavity techniques. The proposed MIMO antenna achieved enhanced radiation efficiency, low mutual coupling, and stable performance at high frequencies. The cylindrical cavity structure improved electromagnetic confinement and reduced surface wave losses, thereby enhancing antenna directivity and gain. Detailed analysis of S-parameters, envelope correlation coefficient (ECC), radiation patterns, and diversity performance was conducted to evaluate the antenna characteristics. The authors concluded that fractal-inspired MIMO antenna systems provide high-performance solutions for satellite and wireless communication systems operating at microwave and millimeter-wave frequencies. The study offers valuable insights into advanced antenna array design techniques relevant to X-band communication and radar applications.

3. PARAMETRIC OPTIMIZATION

The design parameters that govern the input impedance are substrate height, feed-point location and gap width.

a. Effect of Feed Point Location

For three different feed-point locations from the center of the patch, there is variation in the VSWR with frequency, shown in Fig. 2. With increase in frequency, the input impedance moves in a clockwise direction in the smith chart [7, 8]. As x moves from 1mm (feed-point is shifted to the edge), the input impedance loci shifts in the right direction on the smith chart implying that the impedance is increasing. A perfect match of 50 ohm feed-line is obtained for 4.75 mm along $-x$ direction, which gives a bandwidth of 3.21 GHz for VSWR 2.

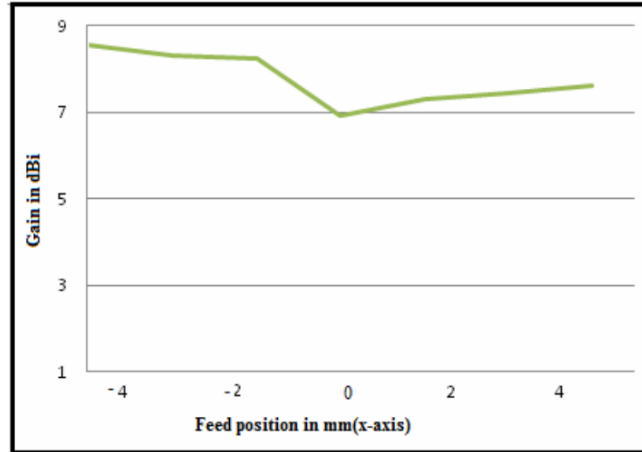


Figure 2: Gain variations of microstrip antenna

b. Effect of Gap Width

Gap width governs the interaction between the coupled patch and the main patch. Increase in the gap width decreases the size of the impedance loci, because the interaction between the resonators decreases. Also the impedance loci shift toward the left side of the smith chart is shown in Fig. 3(a) and (b). Further increase in the gap width decreases the size of the impedance loci and the loop disappears for larger gap width. In this case, the gap width is varied from 0.0073 to 0.033. The optimized value of 0.0073 gives good bandwidth thereby increasing the interaction between the co-patch and the main patch [9].

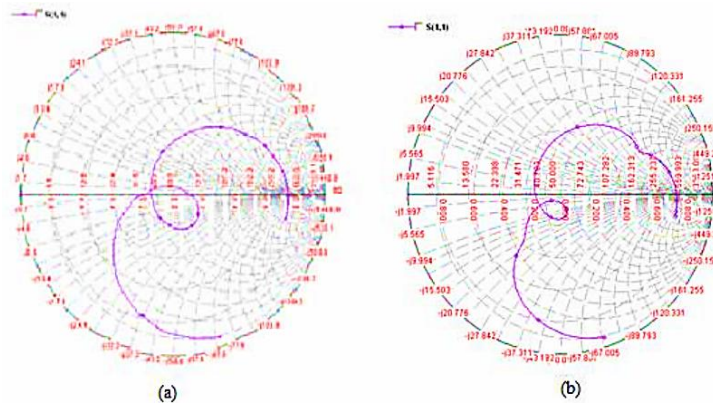


Figure 3: (a) Smith chart for optimized gap width (b) Smith chart for increased gap width

c. Effect of Slot

Cutting slots in the radiating patch reduces the resonant frequency. Slot is considered as capacitive reactance on the patch. For a given slot length, resonance frequency decreases with increase in slot width. The increase in slot width increases the impedance linearly. For maximum slot length (15mm), the resonant frequency variations are minimum and maximum for minimum slot length (5mm). Slot loaded microstrip antenna is analyzed using equivalent circuit concept, in which the capacitive reactance of the slot on the patch counteract the

inductive reactance of the probe. Fig. 4 shows the variation of bandwidth for various slot lengths [10, 11].

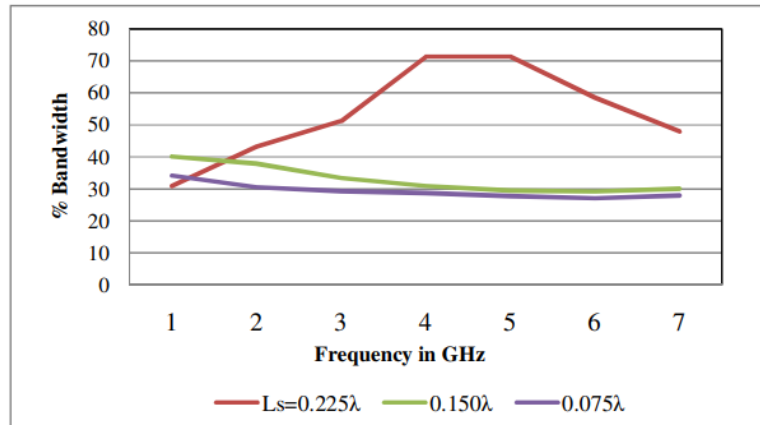


Figure 4: Bandwidth variations for various slot lengths

d. Effect of Height, h

With increase in height h , from 0.083 to 0.093 the fringe fields from the edges increase, which increases the extension length and hence the effective length, thereby decreasing the resonance frequency. The bandwidth of the antenna increases from 1.575 GHz to 3.21 GHz, for the optimized height 0.093. The increase in the probe inductance of the feed moves the input impedance in clockwise, thereby introducing inductive shift [12].

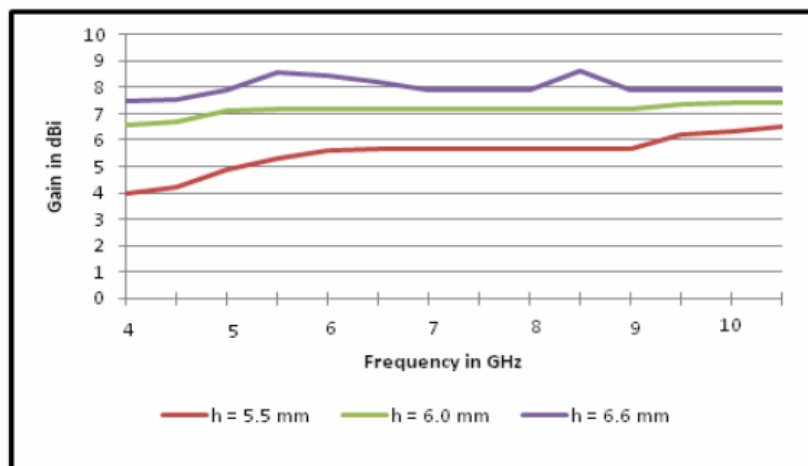


Figure 5: Gain variations of microstrip antenna

e. Effect of Width, W

Patch width affects the bandwidth to a larger extent [13]. A larger patch width increases the bandwidth, radiated power and the radiation efficiency. Patch width is chosen greater than the patch length, with good excitation. It is observed that the patch width varies from $0.45\lambda < W$



Kavya Setu

A Multidisciplinary Open Access, Peer-Reviewed Refereed Journal

Impact Factor: 7.2

ISSN No: 3049-4176

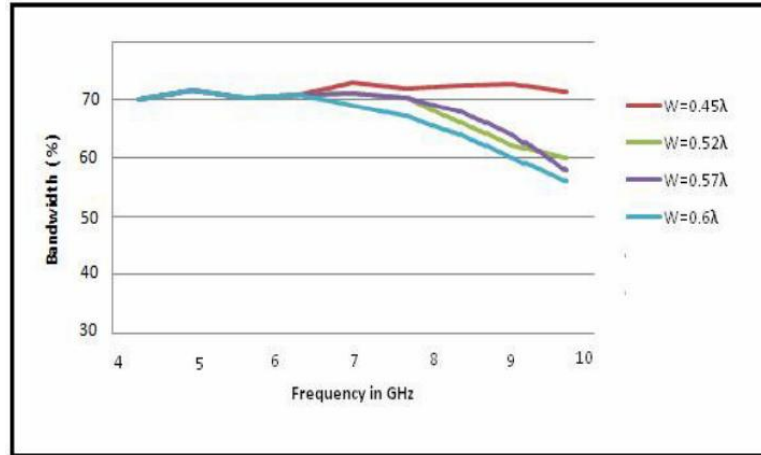


Figure 6: Bandwidth variations of microstrip antenna

4. CONCLUSION

Microstrip patch antenna arrays have emerged as an effective and reliable solution for modern X-band communication systems due to their compact size, lightweight structure, low fabrication cost, and ease of integration with microwave circuits. This review analyzed various antenna array designs, including triangular, rectangular, circular, slotted, fractal, metamaterial-loaded, and reconfigurable antenna structures developed for high-frequency wireless and radar applications. The reviewed studies demonstrated that antenna arrays significantly improve gain, bandwidth, directivity, radiation efficiency, and impedance matching compared to single patch antennas.

Several performance enhancement techniques such as defected ground structures (DGS), complementary split ring resonators (CSRR), metamaterials, slot loading, coplanar waveguide (CPW) feeding, and fractal geometries were found to play an important role in reducing return loss, minimizing mutual coupling, and enhancing overall antenna characteristics. The use of advanced substrate materials like Rogers RT5880 also contributed to better signal propagation and reduced dielectric losses at microwave frequencies. Furthermore, reconfigurable and circularly polarized antenna designs showed improved adaptability and communication reliability for radar, satellite, aerospace, and military applications.

The review concludes that microstrip patch antenna arrays continue to be a promising research area for X-band applications because of their capability to achieve high performance while maintaining compact dimensions. Future research can focus on integrating artificial intelligence and machine learning techniques for antenna optimization, developing ultra-wideband and miniaturized antenna structures, and improving fabrication methods for next-generation wireless communication systems. Overall, microstrip patch antenna arrays provide an efficient and practical solution for advanced high-frequency communication technologies and are expected to play a significant role in future 5G, 6G, satellite, and defense communication systems.



Kavya Setu

A Multidisciplinary Open Access, Peer-Reviewed Refereed Journal

Impact Factor: 7.2

ISSN No: 3049-4176

REFERENCES

- [1] G, P. Nitheesh and J. S. R. J, "Design of Triangular Based 4 X 4 Array Microstrip Patch Antenna and Comparing with 2 X 2 Triangular Array Microstrip Patch Antenna for X-Band Application," 2024 4th Asian Conference on Innovation in Technology (ASIANCON), Pimari Chinchwad, India, 2024, pp. 1-6, doi: 10.1109/ASIANCON62057.2024.10837866.
- [2] J. P and K. V, "A Coupling - Patterned Microstrip Patch Antenna for X-Band Applications," 2024 International Conference on Integrated Intelligence and Communication Systems (ICIICS), Kalaburagi, India, 2024, pp. 1-5, doi: 10.1109/ICIICS63763.2024.10859390.
- [3] J. P and K. Venkatesh, "A Compact Wide-Band Microstrip Patch CPW Antenna Infused with CSRR for X-Band Wireless Applications," 2025 1st International Conference on Radio Frequency Communication and Networks (RFCoN), Thanjavur, India, 2025, pp. 1-5, doi: 10.1109/RFCoN62306.2025.11085403.
- [4] M. Kumar Shrivastava, R. Singh, D. Samantaray, A. Khan, A. Kumar Gautam and A. Kumar Singh, "A Metamaterial Loaded High Gain Low Profile RHCP Microstrip Antenna for X-Band Applications," in IEEE Access, vol. 13, pp. 33321-33329, 2025, doi: 10.1109/ACCESS.2025.3542460.
- [5] S. Shankar and D. K. Upadhyay, "A Fractal Monopole Antenna With Dual Polarization Reconfigurable Characteristics for X-Band Applications," in IEEE Access, vol. 11, pp. 95667-95680, 2023, doi: 10.1109/ACCESS.2023.3311133.
- [6] R. Tiwari, R. Sharma and R. Dubey, "4x4 Rectangular Shape Microstrip Patch Antenna-Array With DGS For 5G Wi-Fi Communication Application," 2023 1st International Conference on Innovations in High Speed Communication and Signal Processing (IHCS), BHOPAL, India, 2023, pp. 281-285, doi: 10.1109/IHCS56702.2023.10127192.
- [7] V. Preethi, P. Swamalatha, V. Rajpoot, R. V. V. Krishna and S. Kumar, "Design and Implementation of Circular Microstrip Patch Array Antenna for 5G Communication Using Rogers RT5880," 2023 International Conference on Advanced & Global Engineering Challenges (AGEC), Surampalem, Kakinada, India, 2023, pp. 32-37, doi: 10.1109/AGEC57922.2023.00018.
- [8] S. Chakraborty, "Comparative Performance Analysis of a Slotted 5G mm-Wave Microstrip Patch Antenna with Array," 2023 6th International Conference on Electrical Information and Communication Technology (EICT), Khulna, Bangladesh, 2023, pp. 1-5, doi: 10.1109/EICT61409.2023.10427601.
- [9] A. Khabba, L. Wakrim, Z. El Ouadi, J. Amadid, S. Ibnyaich and A. Zeroual, "High Gain Double U-shaped Slots Microstrip Patch Antenna Array For 28GHz 5G Applications,"



Kavya Setu

A Multidisciplinary Open Access, Peer-Reviewed Refereed Journal

Impact Factor: 7.2

ISSN No: 3049-4176

- 2022 International Conference on Decision Aid Sciences and Applications (DASA), Chiangrai, Thailand, 2022, pp. 1589-1592, doi: 10.1109/DASA54658.2022.9765096.
- [10] A. Raj and D. Mandal, "A Novel Substrate Cylindrical Cavity 4×4 Fractal inspired MIMO Antenna for 5G - n258 Satellite Communication," 2023 IEEE International Conference on Recent Advances in Systems Science and Engineering (RASSE), Kerala, India, 2023, pp. 1-7, doi: 10.1109/RASSE60029.2023.10363453.
- [11] J. Li, Y. Hu, L. Xiang, W. Kong and W. Hong, "Broadband Circularly Polarized Magnetoelectric Dipole Antenna and Array for K-Band and Ka-Band Satellite Communications," in IEEE Transactions on Antennas and Propagation, vol. 70, no. 7, pp. 5907-5912, July 2022, doi: 10.1109/TAP.2022.3140507.
- [12] H. Mallani, A. Agrawal and R. Saraswat, "Design and Implementation of Penta-band Slotted Microstrip Patch Antenna for wireless applications," 2024 IEEE 13th International Conference on Communication Systems and Network Technologies (CSNT), Jabalpur, India, 2024, pp. 74-77, doi: 10.1109/CSNT60213.2024.10546062.
- [13] B. Khokher, A. B. Gurulakshmi, C. J. Arpitha, D. G. Bhat, A. B. Patil and B. L. Patra, "A Comprehensive Study of wearable Microstrip Patch Antennas for Biomedical Applications," 2024 International Conference on Computational Intelligence for Green and Sustainable Technologies (ICCI GST), Vijayawada, India, 2024, pp. 1-6, doi: 10.1109/ICCI GST60741.2024.10717563.
- [14] H. Attar, R. S. Agieb, A. Amer, A. Solyman and M. S. Aziz, "Microstrip Patch Antenna Design and Implementation for 5G/B5G Applications," 2022 International Engineering Conference on Electrical, Energy, and Artificial Intelligence (EICEEAI), Zarqa, Jordan, 2022, pp. 1-6, doi: 10.1109/EICEEAI56378.2022.10050499.
- [15] M. C. M. Selvi, A. Beno and I. R. Sheeba, "Design of Inset Fed Z Slot Compact Microstrip Patch Antenna for IoT in Health Care Application," 2023 Second International Conference on Augmented Intelligence and Sustainable Systems (ICAISS), Trichy, India, 2023, pp. 1606-1610, doi: 10.1109/ICAISS58487.2023.10250494.
- [16] G. K. Soni, D. Yadav and A. Kumar, "Enhancing Healthcare: Flexible and Wearable Antenna Design for Tumor Detection," 2024 International Conference on Distributed Computing and Optimization Techniques (ICDCOT), Bengaluru, India, 2024, pp. 1-5, doi: 10.1109/ICDCOT61034.2024.10515607.